

XD5PA14

joystick controller Ø22 4-direction stay put 1NO
per direction

Product availability : Non-Stock - Not normally stocked in distribution facility



Price** : 316.00 USD



Main

| | |
|--------------------------------|--|
| Range of product | Harmony XB5 |
| Product or component type | Joystick controller |
| Device short name | XD5 |
| Bezel material | Plastic |
| Fixing collar material | Plastic |
| Mounting diameter | 0.87 in (22 mm) |
| Sale per indivisible quantity | 1 |
| Shape of signaling unit head | Round |
| Type of operator | stay put |
| Operator profile | 54 mm long operating shaft |
| Operator position information | 5 positions |
| Operator direction information | 4 directions |
| Connections - terminals | Screw clamp terminals, <= 2 x 1.5 mm ² with cable end EN 60947-1 Screw clamp terminals, >= 1 x 0.22 mm ² without cable end EN 60947-1 |

Complementary

| | |
|------------------------------------|---|
| Height | 1.85 in (47 mm) |
| Width | 1.18 in (30 mm) |
| Depth | 5.20 in (132 mm) |
| Net weight | 0.17 lb(US) (0.077 kg) |
| Resistance to high pressure washer | 1015.26 psi (7000000 Pa) 131 °F (55 °C) 0.1 m |
| Notch per direction | 1 |
| Contacts type and composition | 1 NO |
| Contact operation | Slow-break |
| Contacts usage | Standard |
| Positive opening | Without |

| | |
|--|---|
| Mechanical durability | 1000000 cycles |
| Device presentation | Complete product |
| Tightening torque | 7.08...10.62 lbf.in (0.8...1.2 N.m) EN 60947-1 |
| Shape of screw head | Cross Philips no 1 Cross pozidriv No 1 Slotted flat Ø 4 mm Slotted flat Ø 5.5 mm |
| Contacts material | Silver alloy (Ag/Ni) |
| Short-circuit protection | 10 A cartridge fuse gG EN/IEC 60947-5-1 |
| [I _{th}] conventional free air thermal current | 10 A EN/IEC 60947-5-1 |
| [U _i] rated insulation voltage | 600 V 3)EN 60947-1 |
| [U _{imp}] rated impulse withstand voltage | 6 kV EN 60947-1 |
| [I _e] rated operational current | 0.1 A 250 V, DC-13, R300 EN/IEC 60947-5-1 0.22 A 125 V, DC-13, R300 EN/IEC 60947-5-1 |
| Electrical durability | 1000000 cycles, AC-15, 2 A 230 V 3600 cyc/h 0.5 EN/IEC 60947-5-1 appendix C 1000000 cycles, AC-15, 3 A 120 V 3600 cyc/h 0.5 EN/IEC 60947-5-1 appendix C 1000000 cycles, AC-15, 4 A 24 V 3600 cyc/h 0.5 EN/IEC 60947-5-1 appendix C 1000000 cycles, DC-13, 0.2 A 110 V 3600 cyc/h 0.5 EN/IEC 60947-5-1 appendix C 1000000 cycles, DC-13, 0.5 A 24 V 3600 cyc/h 0.5 EN/IEC 60947-5-1 appendix C |
| Electrical reliability | $\Lambda < 10\exp(-6)$ 5 V 1 mA in clean environment EN/IEC 60947-5-4 $\Lambda < 10\exp(-8)$ 17 V 5 mA in clean environment EN/IEC 60947-5-4 |

Environment

| | |
|---------------------------------------|---|
| Protective treatment | TH |
| Ambient air temperature for storage | -40...158 °F (-40...70 °C) |
| Ambient air temperature for operation | -13...158 °F (-25...70 °C) |
| Electrical shock protection class | Class II IEC 60536 |
| IP degree of protection | IP66 IEC 60529 |
| NEMA degree of protection | NEMA 13 NEMA 4X |
| IK degree of protection | IK03 IEC 50102 |
| Standards | EN/IEC 60947-1 CSA C22.2 No 14 EN/IEC 60947-5-1 JIS C8201-5-1 EN/IEC 60947-5-4 UL 508 JIS C8201-1 |
| Product certifications | CSA DNV LROS (Lloyds register of shipping) RINA UL listed BV GL |
| Vibration resistance | 5 gn 2...500 Hz)IEC 60068-2-6 |
| Shock resistance | 30 gn 18 ms) half sine wave acceleration IEC 60068-2-27 50 gn 11 ms) half sine wave acceleration IEC 60068-2-27 |

Ordering and shipping details

| | |
|---------------------|---------------------------------------|
| Category | 22467 - PUSHBUTTONS,22MM(PLASTIC) NEW |
| Discount Schedule | CS2 |
| GTIN | 00785901384809 |
| Package weight(Lbs) | 0.34 kg (0.75 lb(US)) |
| Returnability | No |
| Country of origin | FR |

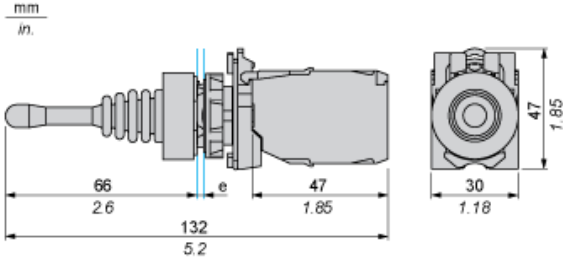
Offer Sustainability

| | |
|----------------------------|--|
| Sustainable offer status | Green Premium product |
| REACH Regulation | REACH Declaration |
| REACH free of SVHC | Yes |
| EU RoHS Directive | Pro-active compliance (Product out of EU RoHS legal scope) EU RoHS Declaration |
| Toxic heavy metal free | Yes |
| Mercury free | Yes |
| RoHS exemption information | Yes |
| China RoHS Regulation | China RoHS declaration |
| Environmental Disclosure | Product Environmental Profile |
| Circularity Profile | No need of specific recycling operations |
| WEEE | The product must be disposed on European Union markets following specific waste collection and never end up in rubbish bins. |

Contractual warranty

| | |
|----------|-----------|
| Warranty | 18 months |
|----------|-----------|

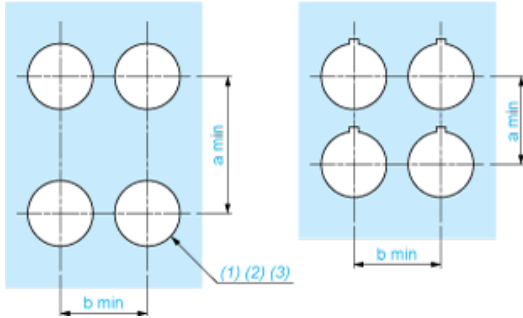
Dimensions



e: panel thickness: 1 to 6 mm / 0.04 to 0.24 in.

Panel Cut-out for Pushbuttons, Switches and Pilot Lights (Finished Holes, Ready for Installation)

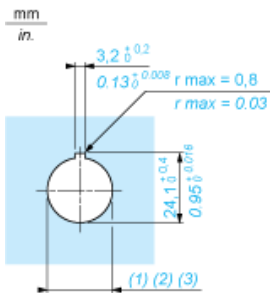
Connection by Screw Clamp Terminals or Plug-in Connectors or on Printed Circuit Board



- (1) Diameter on finished panel or support
- (2) For selector switches and Emergency stop buttons, use of an anti-rotation plate type ZB5AZ902 is recommended.
- (3) $\varnothing 22.5$ mm recommended ($\varnothing 22.3 \text{ }_0^{+0.4}$) / $\varnothing 0.89$ in. recommended ($\varnothing 0.88 \text{ in. }_0^{+0.016}$)

| Connections | a in mm | a in in. | b in mm | b in in. |
|---|---------|----------|---------|----------|
| By screw clamp terminals or plug-in connector | 40 | 1.57 | 30 | 1.18 |
| By Faston connectors | 45 | 1.77 | 32 | 1.26 |
| On printed circuit board | 30 | 1.18 | 30 | 1.18 |

Detail of Lug Recess



- (1) Diameter on finished panel or support
- (2) For selector switches and Emergency stop buttons, use of an anti-rotation plate type ZB5AZ902 is recommended.
- (3) $\varnothing 22.5$ mm recommended ($\varnothing 22.3 \text{ }_0^{+0.4}$) / $\varnothing 0.89$ in. recommended ($\varnothing 0.88 \text{ in. }_0^{+0.016}$)